LX-SC001

Professional lighting fixtures for water features, gardens, architecture, and bridges.

IP68	10 / 5 kg / 40 cm / 20 J	max 5m UNDER WATER	SURFACE MOUNTED	Class III	CE	RoHS	RECYCLABLE
IP Rating	IK Rating	Water Depth	Mounting Method	Safety Class	Certification Mark	Environmental Mark	Recyclable Mark

DIMENSIONS

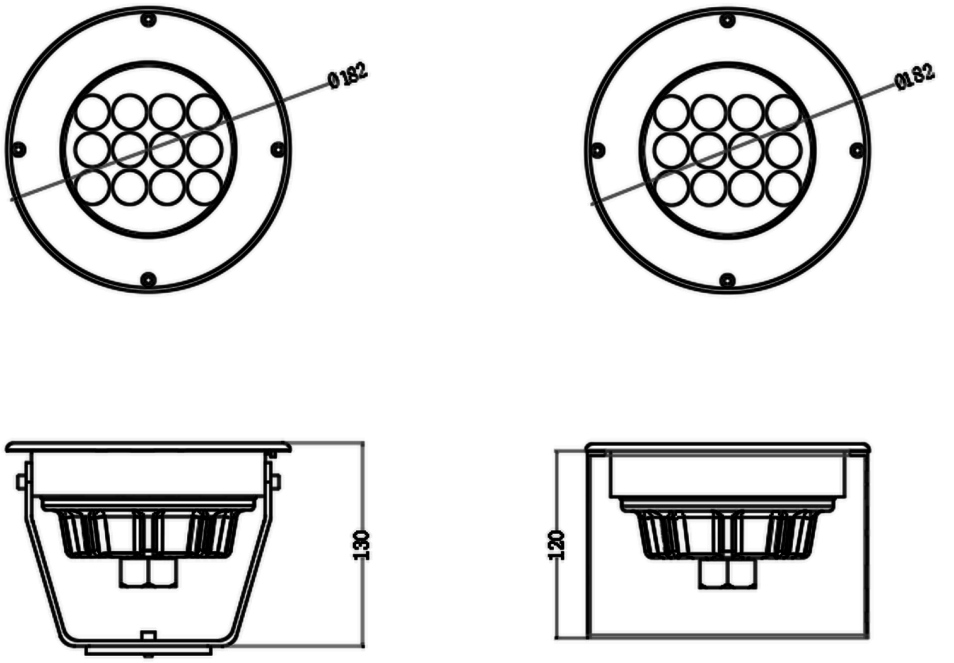

unit: mm

TECHNICAL DATA

LX-SC001

ELECTRICAL	**ELECTRICAL PARAMETERS**	
	Typical Power | Power Consumption	12W/24 W / 36 W
	Input | Current	24V/350mA/500mA/700mA
	Control Method | Control	ON OFF/DMX512 / DALI / 0-10V
	Cable Order | Wiring	1 in (one in)
	Security Level | Class	Class III
LIGHT SOURCE	**LED LIGHT SOURCE PARAMETERS**	
	LED Chip Brand | Brand	CREE
	LED Chip Type | Type	RJ5050 / XML-C/XPG
	LED Quantity | Qty	12 PCS
	Colour (CCT) | Colour	2200K/2700K/3000K/4000K/6500K/RGBW
	CRI | Rendering	Ra ≥ 70/Ra ≥ 80/Ra ≥ 90
	Typical Light Efficiency | Efficacy	>55 lm/W (3000K) · >65 lm/W (4000K) · >90 lm/W (6500K) · >45 lm/W (RGBW)
	Lifetime | Life	50,000 H
STRUCTURE	**STRUCTURAL PARAMETERS**	
	Material | Housing	SUS#316
	Cover | Glass	Super-transparency tempered glass, T = 15 mm
	Beam Angle | Angle	10° / 20° / 30°
	Product Dimensions | Size	See DIMENSIONS drawing
	Weight | Mass	3.5 kg
ENVIRONMENT	**ENVIRONMENTAL PARAMETERS**	
	Working Temperature | Temp	-25°C ~ +45°C
	Storage Humidity | Humidity	0 ~ 90%
	IP Code | IP	IP68
	IK Code | IK	IK10

LUMINOUS INTENSITY DISTRIBUTION DIAGRAM

Beam 10° / 20° / 30°

BEAM ANGLE 10°

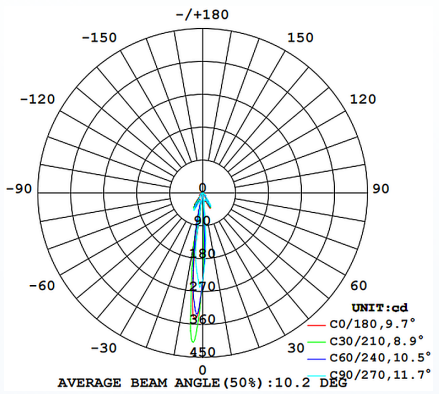

BEAM ANGLE 20°

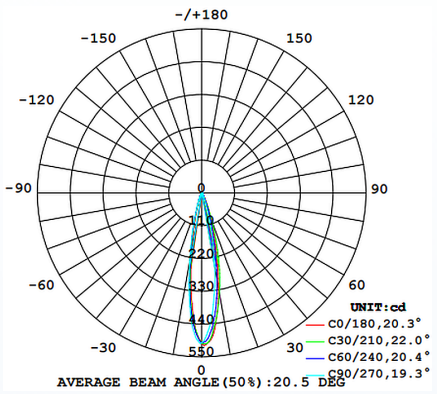

BEAM ANGLE 30°

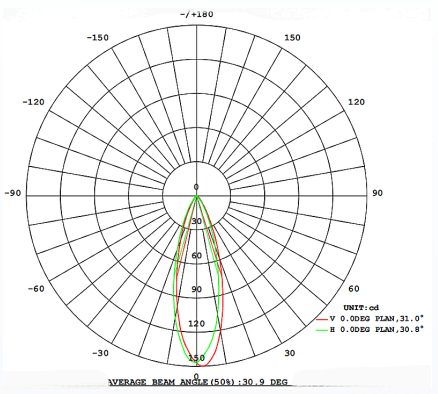

SYSTEM DIAGRAM

WIRING TOPOLOGY

ON / OFF

BUILT-IN DMX



EXTERNAL DMX



DALI 0-10V

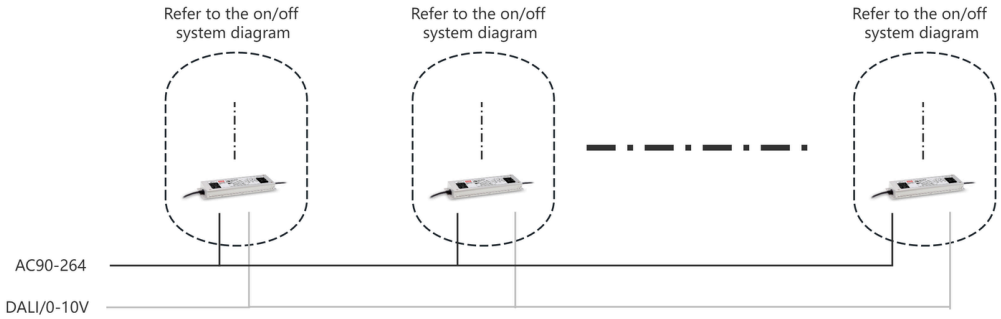

WIRE COLOUR DEFINITION

LX-SC001

WIRING COLOUR / DESIGNATION REFERENCE

Non-Dimmable Line Voltage 12 to 48 Vdc

DESIGNATION	COLOR
V+	Brown
V-	Blue



WIRING COLOUR / DESIGNATION REFERENCE

DMX512 Line Voltage 12 to 48 Vdc

DESIGNATION	COLOR
V+	Red
V-	Black
DMX+	Brown
DMX-	Blue
PA	Yellow



WIRING COLOUR / DESIGNATION REFERENCE

monochromatic constant current input line

DESIGNATION	COLOR
Led+	Brown
Led-	Blue



WIRING COLOUR / DESIGNATION REFERENCE

RGBW constant current input line

DESIGNATION	COLOR
Led+	Black
R-	Brown
G-	Green/ Yellow
B-	Blue
W-	Grey



INSTALLATION & USAGE NOTES

PRECAUTIONS

OBSERVE THE FOLLOWING PRECAUTIONS WHEN INSTALLING AND OPERATING THE LUMINAIRE

- Installation and wiring must be carried out by a qualified electrician in accordance with local electrical codes and these instructions.
- Operate the luminaire only on the rated low-voltage DC supply (see Technical Parameters); never connect it directly to mains voltage.
- Do not energise the luminaire out of water for extended periods — dry operation may cause overheating and shorten LED life.
- Inspect cables, seals and glands periodically; damaged sheaths or ageing seals must be replaced immediately by qualified personnel.
- Always isolate the power supply before installation, maintenance or lamp replacement; verify the circuit is de-energised before touching any connector.
- All cable entries, glands and junction boxes must be properly sealed to keep the IP68 rating; use only the supplied or approved waterproof connectors.
- Maintain pool / water-feature water chemistry (pH and chlorine levels) within normal ranges to preserve the SUS316 stainless-steel housing and trims.
- Use only genuine LESAN replacement parts; any unauthorised modification voids the warranty.