LX-SC009B

Professional lighting fixtures for water features, gardens, architecture, and bridges.

IP68	10 / 5 kg / 40 cm / 20 J	max 5m UNDER WATER	RECESSED MOUNTED	Class III	CE	RoHS	RECYCLABLE
IP Rating	IK Rating	Water Depth	Mounting Method	Safety Class	Certification Mark	Environmental Mark	Recyclable Mark

DIMENSIONS

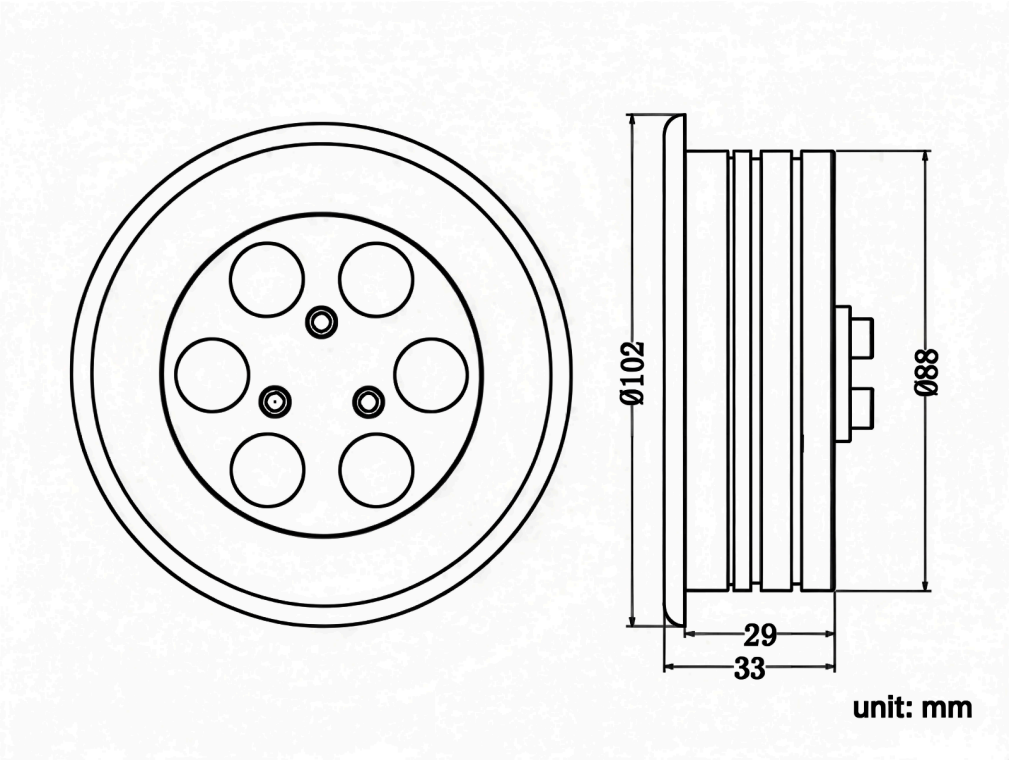

TECHNICAL DATA

LX-SC009B

ELECTRICAL	**ELECTRICAL PARAMETERS**	
	Typical Power | Power Consumption	6W/9 W / 12 W
	Input | Current	24V/350mA/500mA/700mA
	Control Method | Control	ON OFF/DMX512 / DALI / 0-10V
	Cable Order | Wiring	1 in (one in)
	Security Level | Class	Class III
LIGHT SOURCE	**LED LIGHT SOURCE PARAMETERS**	
	LED Chip Brand | Brand	CREE
	LED Chip Type | Type	RJ5050 / XML-C/XPG
	LED Quantity | Qty	6 PCS
	Colour (CCT) | Colour	2200K/2700K/3000K/4000K/6500K/RGBW
	CRI | Rendering	Ra ≥ 70/Ra ≥ 80/Ra ≥ 90
	Typical Light Efficiency | Efficacy	>55 lm/W (3000K) · >65 lm/W (4000K) · >90 lm/W (6500K) · >45 lm/W (RGBW)
	Lifetime | Life	50,000 H
STRUCTURE	**STRUCTURAL PARAMETERS**	
	Material | Housing	SUS#316
	Cover | Glass	Super-transparency tempered glass, T = 10 mm
	Beam Angle | Angle	15° / 25° / 30°/ 45°
	Product Dimensions | Size	See DIMENSIONS drawing
	Weight | Mass	1.13 kg
ENVIRONMENT	**ENVIRONMENTAL PARAMETERS**	
	Working Temperature | Temp	-25°C ~ +45°C
	Storage Humidity | Humidity	0 ~ 90%
	IP Code | IP	IP68
	IK Code | IK	IK10

LUMINOUS INTENSITY DISTRIBUTION DIAGRAM

Beam 15° / 25° / 30° / 45°

BEAM ANGLE 15°

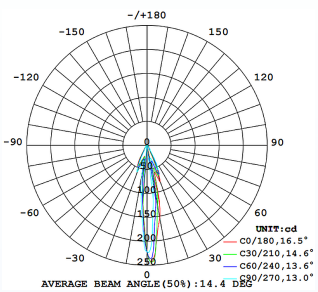

BEAM ANGLE 25°

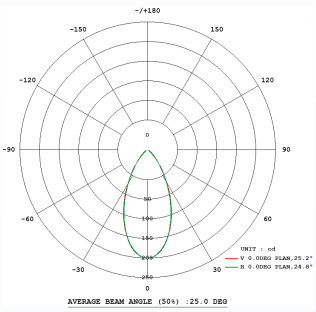

BEAM ANGLE 30°

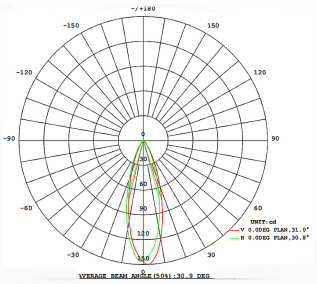

BEAM ANGLE 45°

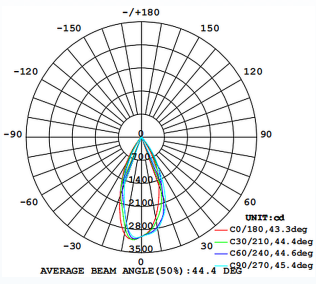

SYSTEM DIAGRAM

WIRING TOPOLOGY

ON / OFF

BUILT-IN DMX



EXTERNAL DMX

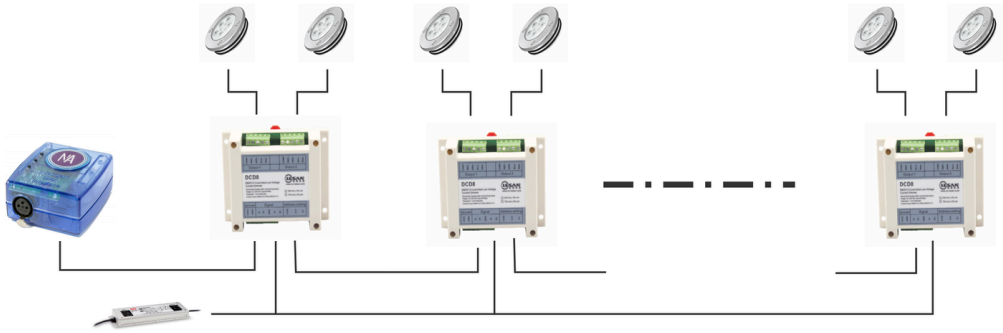

DALI 0-10V

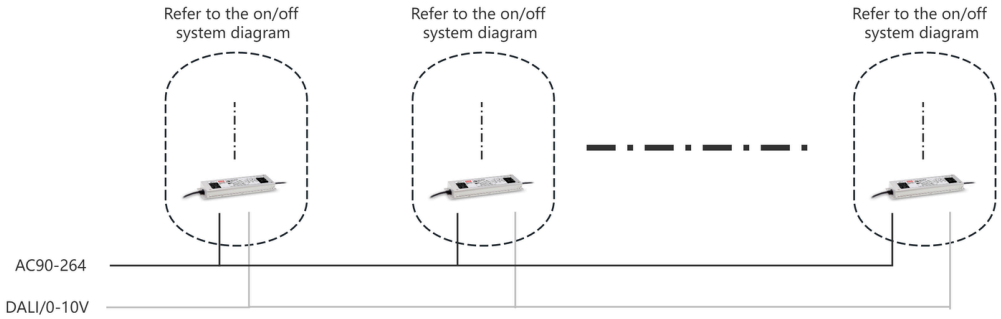

WIRE COLOUR DEFINITION

LX-SC009B

WIRING COLOUR / DESIGNATION REFERENCE

Non-Dimmable Line Voltage 12 to 48 Vdc

DESIGNATION	COLOR
V+	Brown
V-	Blue



WIRING COLOUR / DESIGNATION REFERENCE

DMX512 Line Voltage 12 to 48 Vdc

DESIGNATION	COLOR
V+	Red
V-	Black
DMX+	Brown
DMX-	Blue
PA	Yellow



WIRING COLOUR / DESIGNATION REFERENCE

monochromatic constant current input line

DESIGNATION	COLOR
Led+	Brown
Led-	Blue



WIRING COLOUR / DESIGNATION REFERENCE

RGBW constant current input line

DESIGNATION	COLOR
Led+	Black
R-	Brown
G-	Green/ Yellow
B-	Blue
W-	Grey



INSTALLATION & USAGE NOTES

PRECAUTIONS

OBSERVE THE FOLLOWING PRECAUTIONS WHEN INSTALLING AND OPERATING THE LUMINAIRE

- Installation and wiring must be carried out by a qualified electrician in accordance with local electrical codes and these instructions.
- Operate the luminaire only on the rated low-voltage DC supply (see Technical Parameters); never connect it directly to mains voltage.
- Do not energise the luminaire out of water for extended periods — dry operation may cause overheating and shorten LED life.
- Inspect cables, seals and glands periodically; damaged sheaths or ageing seals must be replaced immediately by qualified personnel.
- Always isolate the power supply before installation, maintenance or lamp replacement; verify the circuit is de-energised before touching any connector.
- All cable entries, glands and junction boxes must be properly sealed to keep the IP68 rating; use only the supplied or approved waterproof connectors.
- Maintain pool / water-feature water chemistry (pH and chlorine levels) within normal ranges to preserve the SUS316 stainless-steel housing and trims.
- Use only genuine LESAN replacement parts; any unauthorised modification voids the warranty.